

Scaled data based on original data using  
LM-79-08 Approved Method: Electrical and Photometric Measurements of Solid-  
State Lighting Products

Test Report Prepared for  
Cooper Lighting Solutions  
(formerly Eaton)

Brand: STREETWORKS

Report Number: P846654

Luminaire Tested: **GLAN-SB2B-850-U-T1**

Issue Date: 6/26/2024

**Test Information**

Test Method: LM-79-08  
Report Number: P846654  
TEST IS SCALED FROM IESNA LM-79-08 TEST DATA (G2-2405-108-2)  
Test Lab: INNOVATION CENTER  
Issue Date: 6/26/2024  
Manufacturer: COOPER LIGHTING SOLUTIONS (FORMERLY EATON)  
Product Line: STREETWORKS  
Catalog Number: GLAN-SB2B-850-U-T1  
Description: GALLEON AREA AND ROADWAY HIGH DENSITY LED LUMINAIRE  
(2) 80 CRI, 5000K, 450mA LIGHTSQUARES WITH 26 LEDS EACH AND TYPE I OPTICS  
Light Source: -  
Ballast/Driver: -

**Summary**

Lumens per Lamp: N/A  
Luminaire Lumens: 9565 lumens  
Efficiency: N/A  
Efficacy: 129.4 lumens/watt  
Luminous Opening: Rectangular (W 0.5' x L: 1' x H: 0')  
IES Classification: Type I - Short  
BUG Rating: B3 - U0 - G3

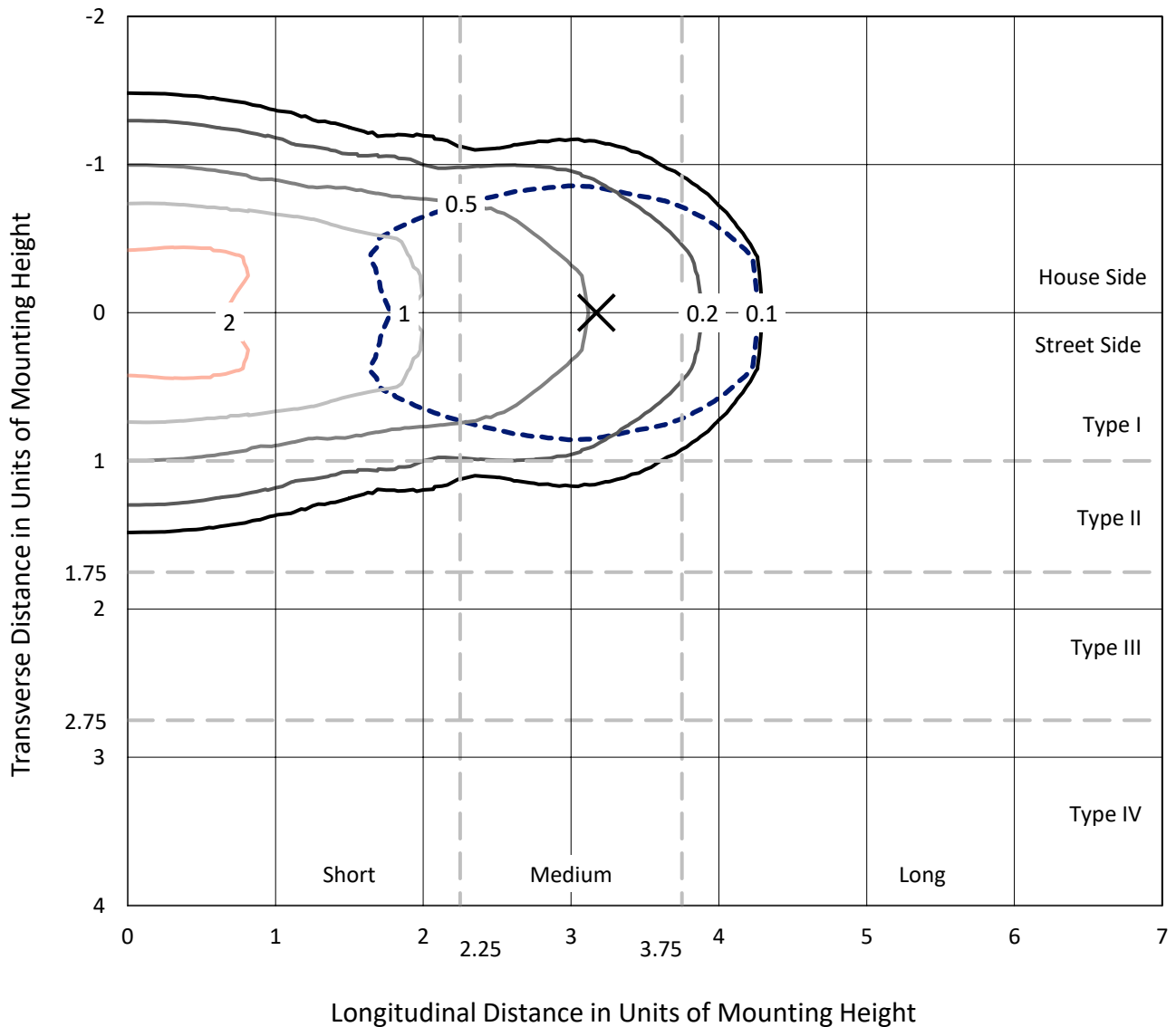
Input Watts (W): 73.9  
Input Voltage (V): NR  
Input Current (Ain): NR  
Voltage Rise (V): NR  
Power Factor: NR  
Total Harmonic Distortion (THDi): NR  
Frequency (hertz): 60  
Stabilization Time: NR  
Operation Time: NR  
Ambient Temperature (°C): NR  
Test Distance: 24 FT



REPORT NUMBER: P846654  
 CATALOG NUMBER: GLAN-SB2B-850-U-T1

### Iso-Footcandle Lines of Horizontal Illumination

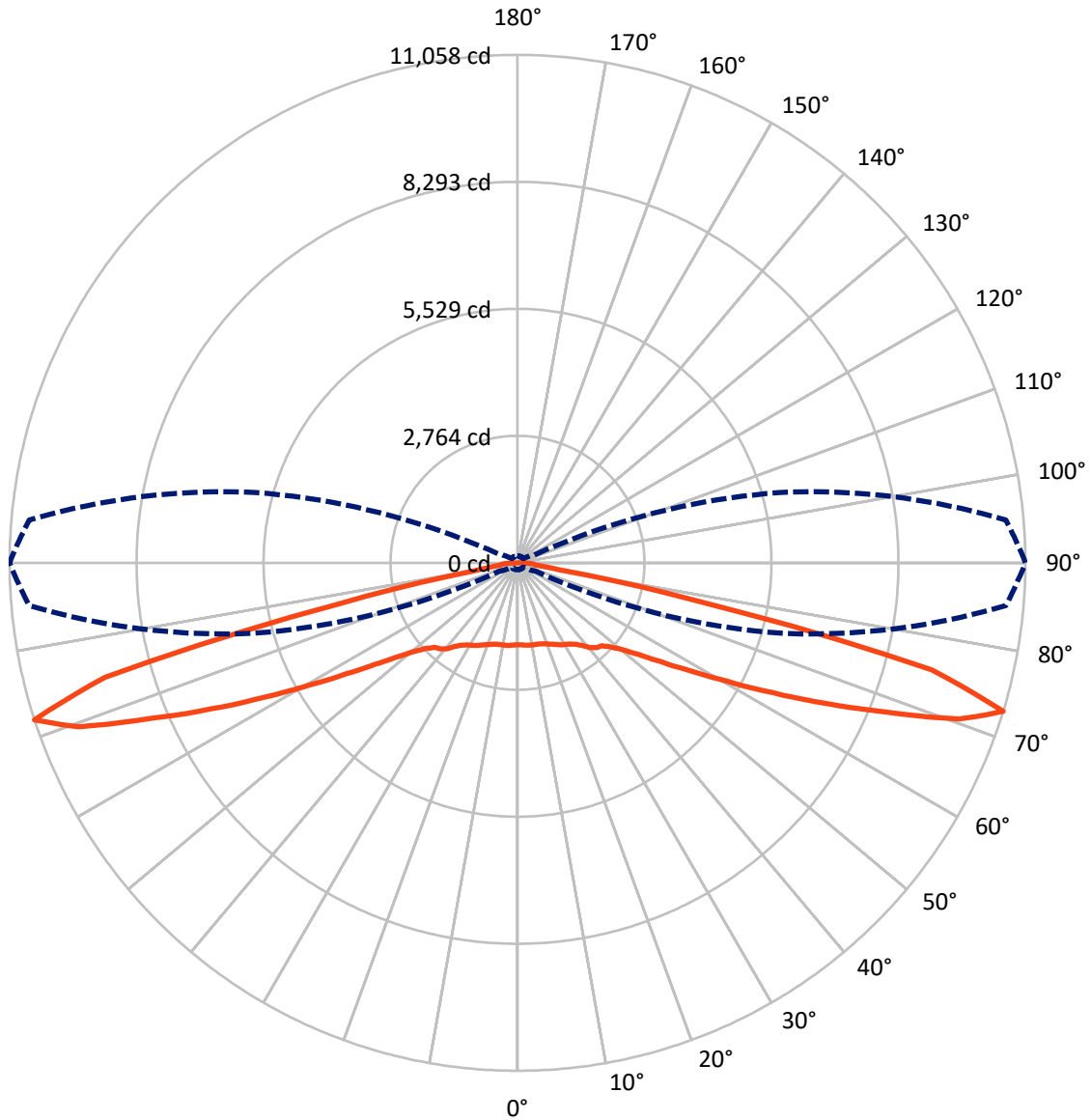
✕ Max cd  
 - - - 1/2 Max cd



Based on 25 foot mounting height. Maximum calculated value = 2.9 fc  
 Type I - Short - N/A

REPORT NUMBER: P846654  
CATALOG NUMBER: GLAN-SB2B-850-U-T1

### Luminous Intensity Polar Plot



— Vertical Plane Through 90-Deg Lateral    - - - Horizontal Cone Through 72.5-Deg Vertical

REPORT NUMBER: P846654  
 CATALOG NUMBER: GLAN-SB2B-850-U-T1

**FLUX DISTRIBUTION:**

		Downward	Upward	Total
<b>House Side</b>	Lumens	4782.5	0.0	4782.5
	% Fixture	50.0	0.0	50.0
<b>Street Side</b>	Lumens	4782.5	0.0	4782.5
	% Fixture	50.0	0.0	50.0
<b>Total</b>	Lumens	9565.0	0.0	9565.0
	% Fixture	100.0	0.0	100.0

**ZONAL LUMENS:**

Zone	Lumens	% Fixture
0°-10°	173.3	1.8
10°-20°	529.9	5.5
20°-30°	883.5	9.2
30°-40°	1215.1	12.7
40°-50°	1484.0	15.5
50°-60°	1716.4	17.9
60°-70°	2046.6	21.4
70°-80°	1428.4	14.9
80°-90°	87.7	0.9
90°-100°	0.0	0.0
100°-110°	0.0	0.0
110°-120°	0.0	0.0
120°-130°	0.0	0.0
130°-140°	0.0	0.0
140°-150°	0.0	0.0
150°-160°	0.0	0.0
160°-170°	0.0	0.0
170°-180°	0.0	0.0
0°-90°	9565.0	100.0
0°-180°	9565.0	100.0

**Coefficient of Utilization**



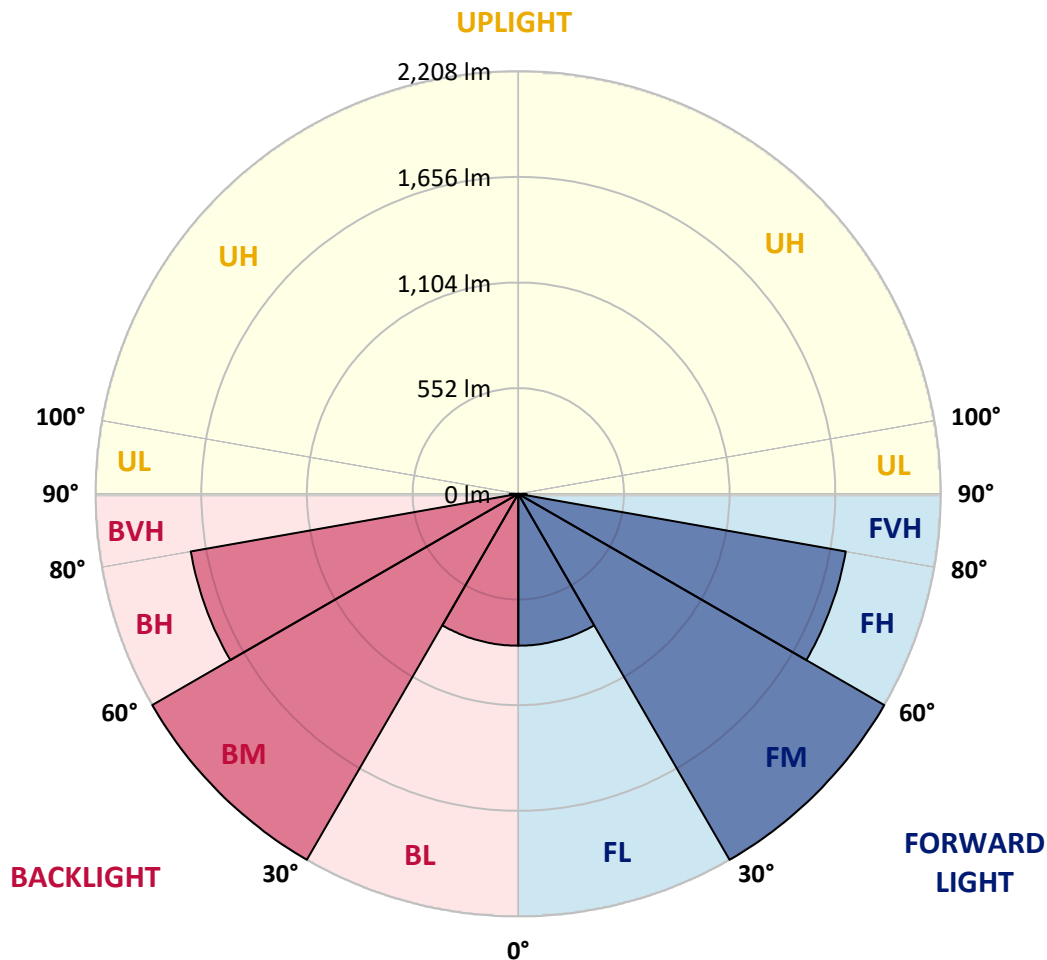
REPORT NUMBER: P846654  
 CATALOG NUMBER: GLAN-SB2B-850-U-T1

**LUMINAIRE CLASSIFICATION SYSTEM LUMEN TABLE AND BUG RATING:**

Zone	Lumens	% Fixture	Zone Rating/Lumen Limit		
			B	U	G
FL (0°-30°)	793.4	8.3			
FM (30°-60°)	2207.8	23.1			
FH (60°-80°)	1737.5	18.2			G1/1800
FVH (80°-90°)	43.9	0.5			G1/100
BL (0°-30°)	793.4	8.3	B2/1000		
BM (30°-60°)	2207.8	23.1	B2/2500		
BH (60°-80°)	1737.5	18.2	B3/2500		G3/2500
BVH (80°-90°)	43.9	0.5			G1/100
UL (90°-100°)	0.0	0.0		U0/0	
UH (100°-180°)	0.0	0.0		U0/0	

**BUG Rating: B3-U0-G3**

Type I Short



REPORT NUMBER: P846654  
 CATALOG NUMBER: GLAN-SB2B-850-U-T1

**CANDELA DISTRIBUTION (FULL):**

	0°	5°	15°	25°	35°	45°	55°	65°	75°	85°
0°	1787.3	1787.3	1787.3	1787.3	1787.3	1787.3	1787.3	1787.3	1787.3	1787.3
2.5°	1788.8	1790.9	1790.9	1789.4	1792.9	1789.9	1789.9	1788.3	1789.9	1788.3
5°	1798.0	1800.5	1801.6	1801.0	1805.6	1803.1	1803.1	1801.0	1801.6	1800.0
7.5°	1815.3	1818.8	1820.9	1823.4	1830.0	1827.0	1824.9	1818.8	1816.3	1812.2
10°	1820.9	1824.9	1831.5	1844.8	1860.0	1860.5	1854.4	1839.2	1827.5	1818.3
12.5°	1803.6	1809.2	1822.9	1849.8	1883.9	1897.6	1888.0	1862.6	1839.7	1823.4
15°	1781.7	1787.8	1808.7	1849.3	1899.7	1931.7	1930.7	1897.1	1860.5	1835.1
17.5°	1747.7	1753.8	1783.8	1840.7	1911.9	1964.7	1979.0	1944.4	1893.1	1859.0
20°	1686.2	1691.8	1733.4	1813.2	1915.9	1999.8	2036.9	2006.4	1942.4	1896.1
22.5°	1606.4	1615.0	1663.8	1766.0	1906.3	2036.4	2103.0	2082.2	1999.8	1935.8
25°	1521.0	1530.1	1587.0	1708.0	1881.4	2062.8	2181.3	2168.1	2064.9	1985.1
27.5°	1447.2	1456.9	1518.9	1650.6	1842.7	2073.0	2258.6	2265.2	2143.7	2039.5
30°	1389.3	1398.4	1464.5	1604.3	1792.9	2062.8	2326.2	2371.9	2224.0	2086.7
32.5°	1325.7	1337.4	1407.1	1547.9	1733.9	2038.4	2385.1	2487.3	2317.0	2137.6
35°	1245.4	1256.1	1329.3	1470.6	1656.7	1999.3	2434.4	2615.4	2450.2	2214.8
37.5°	1147.8	1158.0	1230.7	1374.0	1579.9	1944.4	2472.1	2759.8	2608.8	2326.2
40°	1049.7	1059.4	1127.5	1266.3	1487.9	1874.2	2485.3	2901.1	2790.8	2479.2
42.5°	959.7	968.4	1030.9	1160.0	1384.7	1784.8	2468.0	3024.1	2954.0	2585.9
45°	876.9	884.5	939.9	1060.4	1277.5	1676.0	2416.1	3156.3	3148.1	2662.2
47.5°	782.3	790.0	847.4	963.8	1170.2	1548.4	2328.2	3286.4	3418.1	2835.0
50°	666.9	673.5	732.5	852.5	1058.9	1412.7	2206.2	3388.6	3758.7	3096.8
52.5°	530.2	537.3	594.8	714.7	926.7	1266.8	2045.6	3455.2	4152.1	3479.1
55°	394.5	399.6	449.4	557.1	763.0	1100.6	1844.3	3474.0	4598.4	4001.6
57.5°	286.2	289.2	321.3	401.6	578.5	892.6	1599.7	3425.2	5129.7	4671.6
60°	231.8	232.8	242.5	278.1	402.1	657.8	1304.4	3257.4	5706.1	5535.3
62.5°	210.5	210.5	213.0	222.7	272.0	434.1	947.0	2909.7	6324.3	6626.7
65°	195.7	195.7	196.7	201.3	214.5	276.5	597.8	2343.4	6845.3	7905.2
67.5°	182.5	183.0	182.5	184.0	191.6	204.4	346.7	1618.6	7125.9	9229.9
70°	168.8	169.8	167.2	167.2	173.3	173.9	217.1	887.6	6893.1	10340.1
72.5°	152.5	154.0	150.0	148.9	153.5	151.5	163.2	426.0	5918.1	10671.6
75°	138.3	140.3	131.2	128.6	128.6	127.1	132.7	218.6	3841.0	8705.3
77.5°	125.6	129.6	114.9	106.8	104.7	100.1	108.3	133.7	1680.1	4087.0
80°	103.7	109.3	94.6	84.9	81.3	76.3	85.4	93.5	499.7	949.1
82.5°	77.3	79.8	67.1	60.5	57.4	53.9	64.1	65.1	162.7	336.0
85°	49.3	50.3	41.2	35.6	34.1	32.5	40.7	35.6	62.0	247.1
87.5°	17.3	19.8	15.8	14.2	15.3	12.7	18.8	10.7	17.3	174.4
90°	0.0	0.0	0.0	0.0	0.0	0.0	0.0	0.0	0.0	0.0

(END C

90°

1787.3  
1788.3  
1800.0  
1812.2  
1816.8  
1820.9  
1831.0  
1853.4  
1887.5  
1924.1  
1968.8  
2022.2  
2061.8  
2106.1  
2179.8  
2279.4  
2429.4  
2521.9  
2575.8  
2735.4  
2971.8  
3325.0  
3809.0  
4429.2  
5229.8  
6217.5  
7387.7  
8671.3  
10193.2  
11057.9  
9311.3  
4002.2  
908.9  
379.7  
358.9  
216.0  
0.0

OF REPORT)